



## 1 General Information

### 1.1 Contact and school office

The school office is located in room in building 30.22 in between Gaede Hörsaal and the bridge to building 30.23 (see fig. 9). Please come by, if you have any questions or need help, and the GridKa School team will be happy to assist you.

- our contact telephone number during the school is +49 172 344 23 19
- our email address is [gridka-school@scs.kit.edu](mailto:gridka-school@scs.kit.edu)

### 1.2 Electric Power

The seminar rooms will be equipped with power sockets. The power supplies follow the european CEE 7/7 socket standard at 230V/50Hz. Please take care to bring an adapter with you if necessary and check if your appliances support the voltage and frequency.

### 1.3 Projector interfaces

The seminar rooms are equipped with projectors. Only VGA as input to projector can be expected - other standards (HDMI, DVI, DisplayPort,...) cannot be guaranteed to be available. If necessary, please bring an adapter with you to connect your laptop to a projector.

### 1.4 Laptop

You will need a laptop with working network (wifi/LAN) to follow the workshops. Requirements for individual on-hand sessions are outlined by the tutors in the school wiki. Please have a look into the wiki before the school starts in case you will need to download or install material for a tutorial.

For most sessions a Linux system is recommended. If you run other operating systems, please check if you can install a Linux OS as virtual machine for example in VirtualBox. Also some courses provide images for VirtualBox VMs. For all operating systems root access is recommended as well as a working `ssh` client.

### 1.5 Network

Wifi network access will be available during the school. You will receive instructions with a username and password to authenticate you in the wifi network. Also `eduroam` is available for members of associated institutes.

## 1.6 Tea/Coffee breaks

Tea, coffee, refreshments and cookies will be provided in front of Gaede Hörsaal in building 30.22 (see fig. 9)

## 1.7 Lunch

Various lunch options are available near to the school location.

The main KIT cafeteria including fast food stalls is located next to the library (see fig. 2). Next to the school location is also the cafeteria *Engesserstrasse* located. For all cafeterias you will need a rechargeable card for cashless payment, which is available for a deposit of 10 Euro. If you plan to eat at the cafeterias, you can get card at the school organizers or at the vending machines in the cafeterias. Cards can be charged at the cafeterias' vending machines as well. To get your deposit back, please return the card at one of the vending machines. Various fast food stalls are located near *Kronenplatz* about 5 minutes from the school location (see map fig. 1).

## 1.8 Social event

We will have the GridKa School's traditional "Tarte Flambee" evening on Tuesday evening in the courtyard of building 30.22. Together with beer and non-alcoholic drinks you can enjoy this local specialty and have a chat with your fellow schoolmates, the speakers and tutors or the GridKa school team.

## 1.9 Dinner

The grand school dinner will take place on Thursday evening at the Leonardo hotel. For directions how to get to the hotel Leonardo see section 4.2

## 1.10 Survey

We would like to ask you for your feedback to improve the GridKa School. Thus, we will link a short survey it from the Indico school page. You can help us by rating the talks, workshops and the general organization, so that we can offer you an attractive and interesting also in the coming years.

## 1.11 Agenda and conference app

You can download the school schedule as event view or as detailed agenda in the iCalendar [.ics] format and import into your favourite calendar program.

The free Conference4me application brings together the conference agenda and timetables, venue information, social network updates and more on your mobile device. You can download the Conference4me app for Android, iOS, Amazon Fire and WindowsPhone.

After installation, run the application and choose GridKa School 2015 from the list

## 2 Karlsruhe Overview

You can find an overview of places in Karlsruhe relevant for the school see fig. 1 [online map at <http://cern.ch/go/8bcx> ↔].

### 2.1 Location of GridKa School

The school location is this year on *Karlsruhe Institute of Technology (KIT)* Campus South (“Campus Süd” in German), which is in the heart of Karlsruhe east of the palace. The school location is in the physics departments buildings 30.22 and 30.23 at street address *Engesserstr. 7/Wolfgang-Gaede-Str. 1*. The school buildings are the dominant high-rise building on the western part of the campus, which towers above most other buildings nearby (pictured in fig. 6), and the low-rise building in front of the high-rise. A map of KIT Campus South is in fig. 2 and is also available as online map ↔. At the north-west end of Engesserstraße street is the Karlsruhe palace and at its south-east end is a square with the KIT library high rise next to a forum/sports stadium and the main *Mensa/cafeteria* - the school location is ~between these landmarks. KIT Campus South is easily accessible for pedestrians and bikes without any restrictions. The closest tram stop to the school location is “Kronenplatz” square.

### 2.2 Public transport in Karlsruhe: KVV

This year the school is located at KIT Campus South, which can easily be reached by foot or by Karlsruhe public transport (KVV) <http://en.kvv.de/> ↔. KVV tickets but can be purchased at the KVV service point in front of the main station, from vending machines at tram stops and on-board of some trams.

- a single ticket for Karlsruhe (“2 Waben”) costs €2.30
- a daily tickets “Citysolo (3 Waben)” cost €6.00
- a group ticket for up to 5 persons for one day “Cityplus” costs €9.80
- four combined day tickets for one person “City quattro” cost €21.60

(for owners of a DB **BahnCard** discounts on some tickets are available)

For the tram lines between main station, Leonardo hotel and KIT Campus South see fig. 5 or online ↔ for all KVV lines.

### 2.3 Car access to Karlsruhe and KIT Campus South

Access by car is limited to to special permits; if you need to access the school site by car due to handicaps or other substantial reasons, please get in contact with the organizers beforehand. A public free parking lot is available near the north east corner of KIT Campus South called **Waldparkplatz** (see fig. 6). Currently, heavy construction works are ongoing in Karlsruhe. Footpaths are marked at the construction sites, however traveling by car through Karlsruhe city can be difficult.

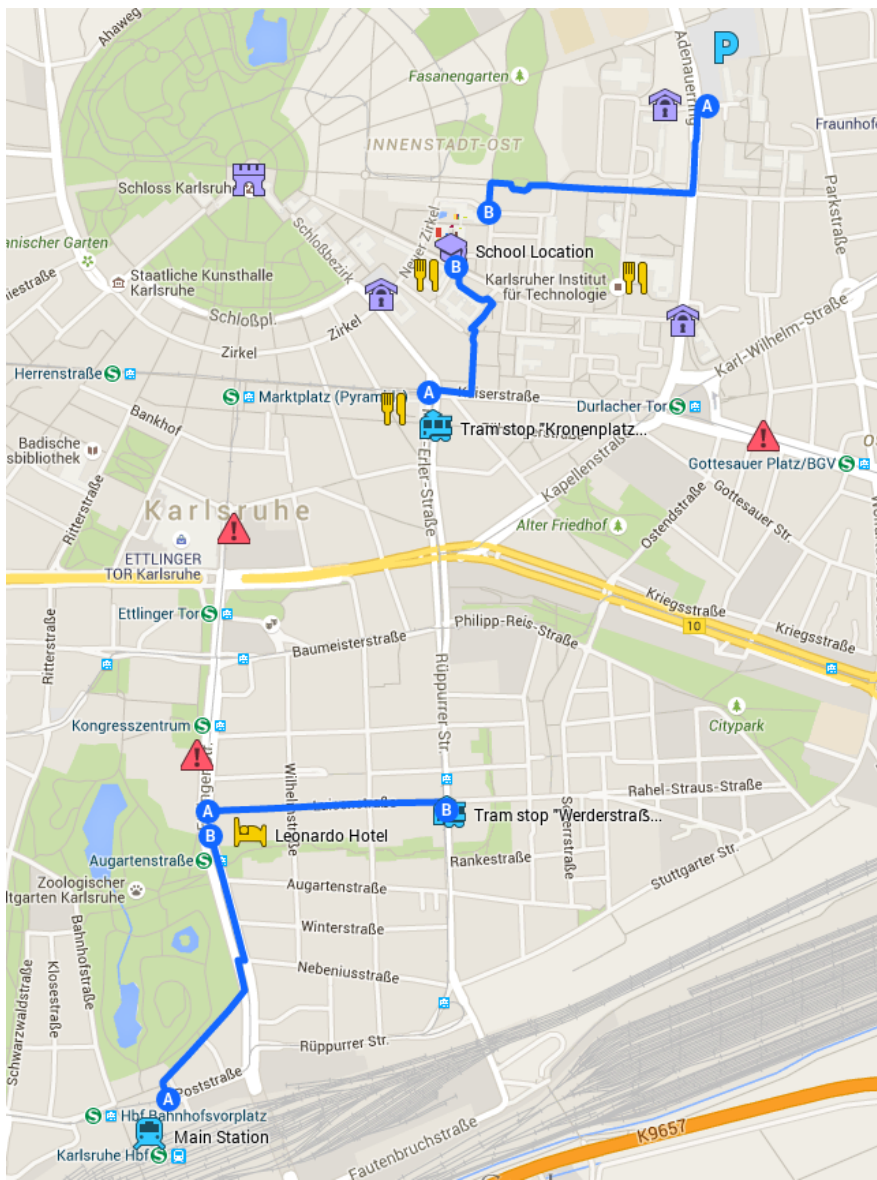


Figure 1: Karlsruhe: overview of the school location on KIT Campus South, Leonardo hotel and tram stops.



### 3 Directions: main station ↔ Leonardo hotel

#### 3.1 Karlsruhe main train station

Karlsruhe main station ↔ is in the south of Karlsruhe and serves frequent local and long-distance train connections. Leave through the north exit for Karlsruhe city and KVV tram connections.

#### 3.2 Leonardo hotel

The Leonardo hotel ↔ at **Ettlinger Straße 23** can be reached from Karlsruhe main station by foot or by bus. It is about 500m walking distance along the zoo (see fig. 3). You can also take bus **10** next to the tram lines in front of the main station and exit at “Augartenstraße” bus stop.

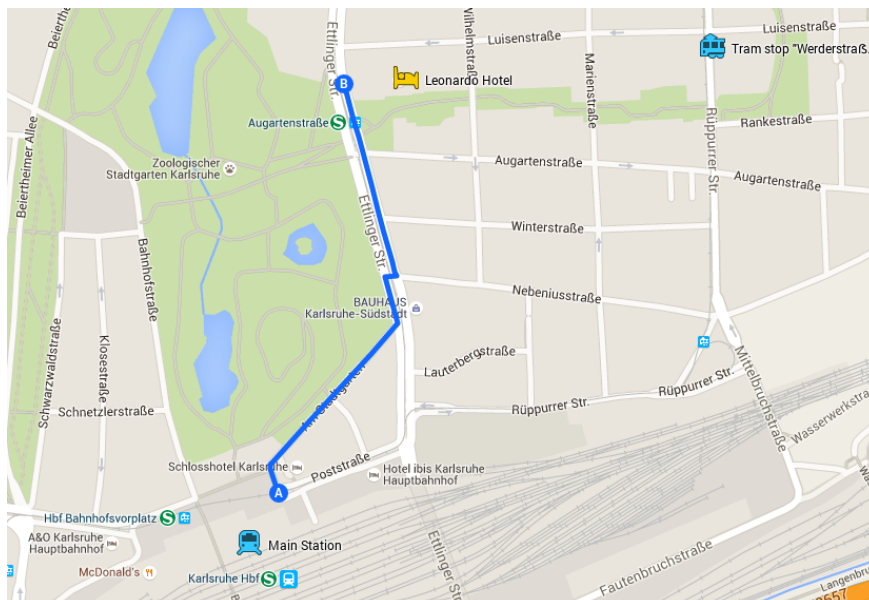


Figure 3: Karlsruhe: To Leonardo hotel walk north along the eastern border of the zoo or take bus #10.

#### 3.3 Trams from the main station to the school location

Tram lines from the main station to tram stop “Kronenplatz” are S1 (Hochstetten), S11 (Hochstetten), 2 (Wohlfahrtsweier), S4 (Heilbronn), S41 (Tullastr.), S5 (Pforzheim). For the way how to walk from “Kronenplatz” to the school location see section 4.1.

## 4 Directions: Leonardo hotel ↔ GridKa School

An overview how to get from the Leonardo hotel to Gridka School and back is sketched in fig. 4 [online map at <http://cern.ch/go/8bcx> ↔]. For the tram lines in the inner city see fig. 5 [full map at <http://cern.ch/go/gt8K> ↔]. If you plan to walk, the distance is ~2.5km and takes about 30m.

### 4.1 From Leonardo hotel to the school

From the Leonardo hotel take the “Luisenstraße” street east until you reach tram stop “Werderstraße” at the intersection with “Rüppurer Straße” street. Take a northbound tram as S1 (Hochstetten, Neureut), 2 (Wolfartsweier), S4 (Bretten), S41 (Tullastr.) and exit at the second stop “Kronenplatz”.

From “Kronenplatz” square head north along the “Englerstraße” street until you reach “Engesserstraße” street, which is the main street on KIT Campus Süd. On “Engesserstraße” you should be able to spot the dominant high rise building of the physics department (fig. 6, campus building number 30.23). You can also ask locals for directions to the “Physik-Hochhaus”.

The school takes place in the high rise building and in the smaller adjacent building in front of it (campus building number 30.22).

For route planning software point it to Engesserstraße 7, Karlsruhe, Germany

### 4.2 From the school to Leonardo hotel

From the school grounds at the physics department on KIT Campus Süd head south over the “Engesserstraße” street towards “Kronenplatz” square. At “Kronenplatz” go to the tram stop in southern direction, which is below a footbridge. Attention, there is also tram stop in east-western direction at “Kronenplatz” along the Kaiserstraße main street. Take one of the tram lines as S1 (Ettlingen, Bad Herrenalb), S11, (Ittersbach), 2 (Hbf-ZKM-Siemensallee) or S4 and exit at the second tram stop “Werderstraße”. To the hotel walk westward through “Luisenstraße” street. At the end of Luisenstraße you will find the Leonardo hotel.

For route planning software point it to Ettlinger Straße 23, Karlsruhe, Germany.

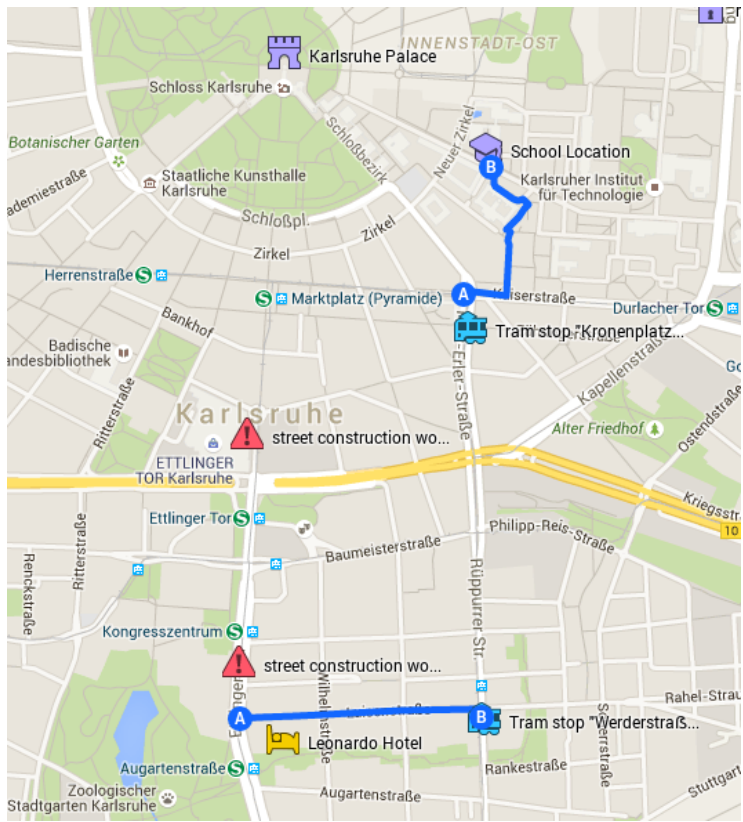


Figure 4: Karlsruhe: directions to get from Leonardo hotel to GridKa School at KIT Campus South and back

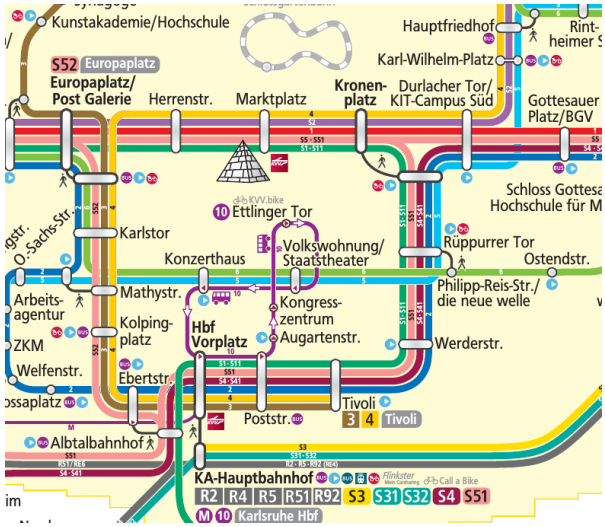


Figure 5: Tram lines between main station and KIT Campus South. Tram stops for main station or Leonardo hotel are “KA-Hauptbahnhof” or “Werderstr.” and for the school location “Durlacher Tor/KIT” or “Kronenplatz”.





Figure 6: School location: physic department high rise building 30.23



Figure 7: School default hotel: Leonardo hotel

## 5 School Location

The school locations are in buildings 30.22 and 30.23 on KIT Campus Süd. Building 30.23 (pictured in fig. 6) is the main building of the physics department and a prominent high rise building overlooking the campus. Building 30.22 is a two storey building in front of 30.23 connected by a bridge.

### 5.1 Building 30.22

In the low-rise building 30.22 rooms

- the school office
- the main lecture room “Gaede Hörssal”
- seminar rooms 229.3
- seminar room 229.4

are all in the upper floor (see floor plan fig. 9). The upper floor can be reached by several stairs and elevator from the ground floor (fig. 8).

### 5.2 Building 30.23

In the high-rise building 30.23 rooms

- seminar room 2.1
- seminar room 2.01
- seminar room 3.1
- seminar room 6.1

in the second, third & sixth floor and used for workshops (see floor plans 9, 10 and 11). The seminar rooms are all in the south-western corner of the high-rise building with stairs and elevator located near to the entrance of building 30.23. Since many people are working in high-rise 30.23, we would like to ask you to keep disturbances low.

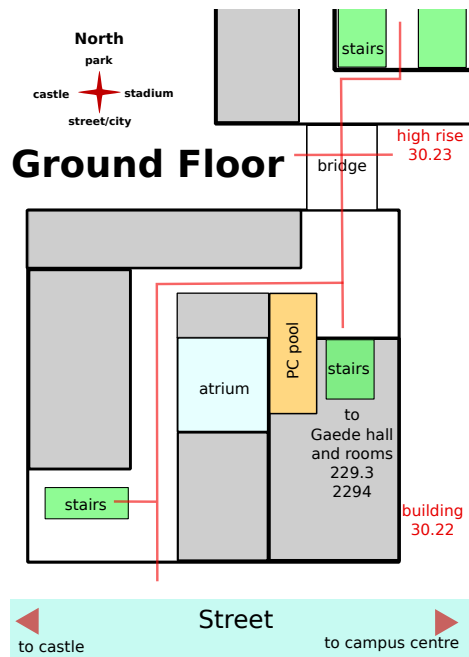


Figure 8: Ground floor plan for buildings 30.22. Please take the stairs into the upper floor for the main school locations.

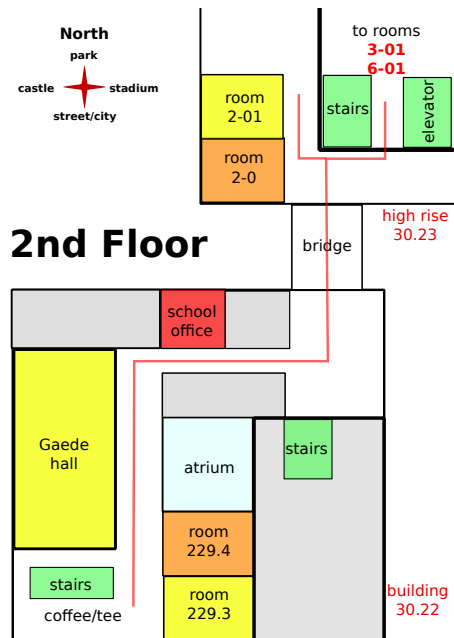


Figure 9: 2nd floor: main lecture room and seminar rooms in buildings 30.22 and 30.23.

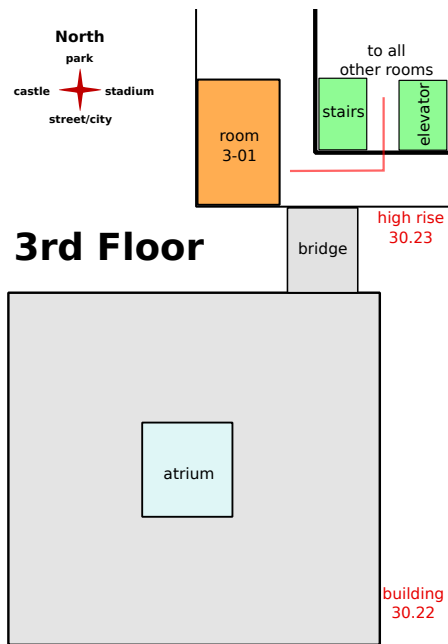


Figure 10: 3rd floor: seminar room 3.1 in high-rise building 30.23 accessible by stairs or elevator

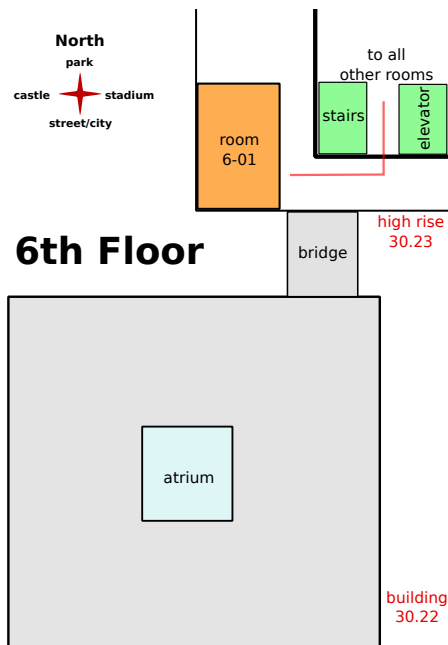


Figure 11: 6th floor: seminar room 6.1 in high-rise building 30.23 accessible by stairs or elevator

## 6 Contributors

We would like to thank all contributors without the school would not be possible



**GridKa School 2015**  
Big Data Virtualization Modern Programming

